

Get Connected



WIFI CONNECTION

- 1 Connect to “**ASK4 Wireless**” WiFi network
- 2 Go to **signup.ask4.com**
- 3 Follow Signup Wizard

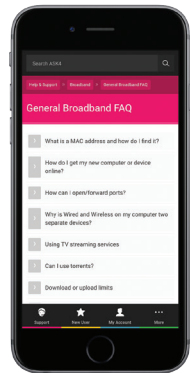
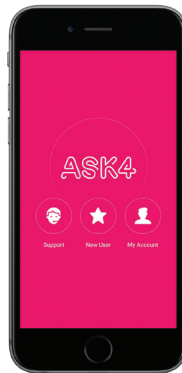
WIRED CONNECTION

- 1 Connect Ethernet cable from computer to wall socket
- 2 Go to **signup.ask4.com**
- 3 Follow Signup Wizard

GET THE APP

4

Install the app now to manage your ASK4 account and get all the help and support you need, direct from your smartphone



support.ask4.com

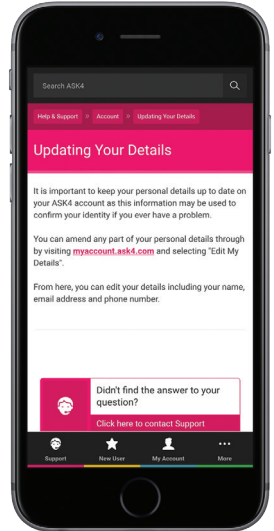
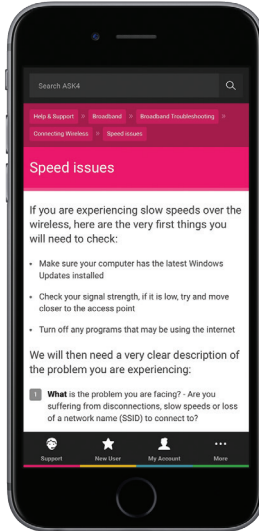
ASK4

The ASK4 app

Download our **free app** to manage your account, access troubleshooting guides and find information on our products and services.

The app is available for iPhone and Android™ phones and can be downloaded by searching "ASK4" in the App Store or Google Play™.

This content is also available at **support.ask4.com**.



We're here for you 24/7. If you would prefer to speak to our Support team, please contact us using one of the methods below:



Live Chat at support.ask4.com



Request a callback via text

07797 800 545

(rate is dependent on your network provider)



support@ask4.com



facebook.com/ask4broadband



0114 303 3232

Geographical Number (rate is dependent on your network provider)



[@ask4support](https://twitter.com/ask4support)

support.ask4.com

ASK4